

# Performance Analysis of Load on Tall Structure by using Staad Pro Software

Somit Mohan Pathak<sup>1</sup>, Prof. Kamlesh Choudhary<sup>2</sup>

<sup>1</sup>M Tech Student, Department of Civil Engineering, SIET, Jabalpur

<sup>2</sup> Assistant Prof, Department of Civil Engineering, SIET, Jabalpur

**Abstract** – It is a illustrious proven fact that and destruction of properties, that ultimately affects the natural economy within the past few decades, vital Endeavour, work over, are dedicated to over hauling of existing building and range of resolution papers and reports are printed. Still, the topic is in development stages and standardization of observe could be a distant goal during this resolution comprehensive review of strategies and techniques used for ground braking over hauling of RC buildings are mentioned. The prevalence of associate earthquake can't be expected and prevented however the preparation of the structures to resist earthquake forces becomes a lot of vital. Ground breaking zones in Bharat, lack of correct style and particularization of structures against earthquake. Initiatives are being taken by variety of agencies in country towards reduction of ground braking risk in existing building. Finally, general last remarks are created alongside doable future direction of resolution. making ready of model in Staad professional is being strong to beat the longer term disorders. The static resolution and ground braking resolution meted out in Staad professional and also the results obtained are compared. The resolution is being worn out zone three. Earthquake resolution is completed by considering (DL +25%LL). From the physical and experimental investigations it had been all over that the building either ought to be razed or a minimum of ought to be retrofitted with appropriate technique to extend its service life.

**Keywords** – Overhauling, Ground braking, approaches, RC building, slab, beams and columns, staad 2009.

## I. INTRODUCTION

FRP Wrapping Steel Jacketing Concrete Jacketing very Methods of over hauling Increase the capacity/strength of the system (Seismic Resistance primarily based Design) Alterations And extensions being administrated while not correct regard for effects on structure throughout an earthquake Poor materials, construction and acquisition used, notably in industrial buildings Improper particularization of masonry[5]. and strengthened structures Buildings erected while not house owners seeking correct engineering recommendation unknowingness Lack of data, understanding or coaching within the use of those codes by native engineers New Buildings not being designed to Indian earthquake codes Hence, engineers are required to arrange and style the over hauling approaches[1].

Within the style of over hauling approach, the engineer should Seismic Strengthening (over hauling) Actions taken to upgrade[3]. The ground braking resistance of an existing building in order that it becomes safer underneath future earthquakes extensions being administrated while not correct regard for effects on structure throughout an earthquake Poor materials, construction and acquisition used, notably in industrial buildings Improper particularization of masonry[4]. and strengthened structures Buildings erected while not house owners seeking correct engineering recommendation unknowingness Lack of data, understanding or coaching within the use of those codes by native engineers New Buildings not being designed to Indian earthquake codes Hence, engineers are required to arrange and style the over hauling approaches[2].

## II. OBJECTIVE OF THE STUDY

The performance of the ground braking result are improved if correct style and constructive methodology is adopted.

- To enumerate resolution between varied parameters in ground braking and static resolution.
- Learning the output and retrofit of ground braking and static resolution on varied structural parts of building.
- Offer the requirement retrofits of ground braking resolution over static resolution in ground braking zone three.

## III. METHODOLOGY

### *Principles of Overhauling*

The principles of overhauling style for buildings are

1. Strengthening of members versus strengthening of structural system. The members that don't meet safety needs should be reinforced, but there's usually Associate in Nursing underlying mistake that the strengthening of whole structural system is neglected. Strengthening of affiliation between members is sort of cogent to structural integrity.

2. Native strengthening versus international strengthening native strengthening of a private member is dispensed on condition that the strengthening doesn't structural performance of the complete system.
3. Temporary strengthening versus permanent strengthening. The standards and needs for temporary strengthening is also not up to those for permanent strengthening.
4. Special concerns ground braking technologies From the physical and experimental investigations it had been all over that the building either ought to be razed or a minimum of ought to be retrofitted with appropriate technique to extend its service life. It was then determined to implement RCC column jacketing technique because of its practicability and ease for execution.

#### IV. TECHNIQUES OF OVERHAULLING

There area unit several technologies developed for ground braking Overhauling that area unit primarily based on-response management. These techniques area unit accustomed give further damping victimization additionally there area unit sure that area unit introduced to require care of ground braking management. Modeling of structures.

The equivalent static methodology is that the simplest methodology of study as a result of the forces depend upon the code primarily based basic amount of modifiers.

The standards and needs for temporary strengthening is also not up to those for permanent strengthening temporary strengthening versus permanent strengthening. Special concerns in the present study an attempt has been made to evaluate an existing building located in seismic zone III using equivalent static analysis. Indian Standard IS-1893:2016 (Part-1) is followed for the equivalent static analysis procedure. Building is modeled in commercial software STAAD Pro. Seismic force demand for each individual member is calculated for the design base shear as required by IS-1893:2002. Corresponding member capacity is calculated as per Indian Standard IS456:2000. Deficient members are identified through demand-to-capacity ratio.

One kN/m<sup>2</sup>for floor finish). ( Floor finishing:- one kN/m<sup>2</sup> ( Each floor height:-3.5m ( Beam size:- 230 x 300mm, 230 x 400mm (Depending on span of beam). Allowable bearing pressure:- twenty ton/m<sup>2</sup> Outer Column sizes:- 230 x five hundred metric linear unit

Type of Soil:- Medium Soil Interior Column sizes:- 230 x four hundred metric linear unit Thickness of slab:-135mm.

#### V. OBSERVATION AND CALCULATION

The static resolution and ground braking resolution dispensed in Staad professional and therefore the results obtained area unit compared. ( Preparing of model in Staad professional.

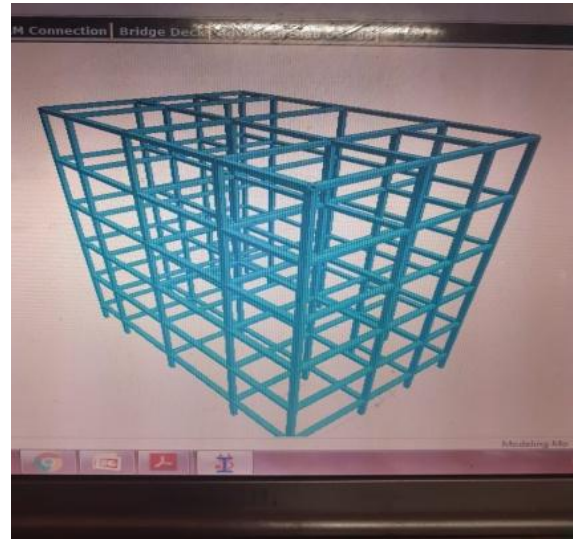


Fig. no.1 3D View on Staad -pro

LABELS=010000110001000000011111000000000000

SCALES1=0.100000

SCALES2=0.500000

SCALES3=0.100000

SCALES4=5.000000

SCALES5=0.050000

SCALES6=200.000000

SCALES7=200.000000

SCALES8=1.000000

SCALES9=1.000000

Approximately determines the full horizontal force (Base shear) on the structure Analytical Resolution The main objective of the resolution is to review the various forces functioning on a building. The resolution is dispensed in STAAD Pro2007 code. Results of typical R.C.C structure i. e block beam and column and composite framed i.e slab, steel beam and column for various heights area unit mentioned below. Conventional R.C.C structure and composite framed structure for various height area unit sculptural and analyzed for the various combos of static loading and ground braking loading.

- Preparing of model of G+4 residential building in Staad Pro.
- The static analysis and seismic analysis of the building is carried out in Staad Pro and the results obtained are compared.

- The analysis is being done in zone 3.
- Earthquake analysis is done by considering (DL +25%LL).

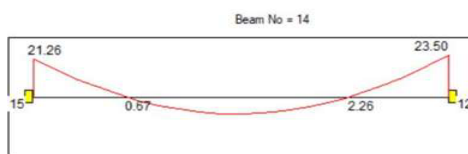
**Structural Data**

- Beams : 230mmx400mm
- Columns : 400mmx400mm
- Material properties of the building are like M20 grade of concrete, FE415 steel and 13800N/mm<sup>2</sup> of modulus of elasticity of brick masonry in the buildings.

**Dead Load**

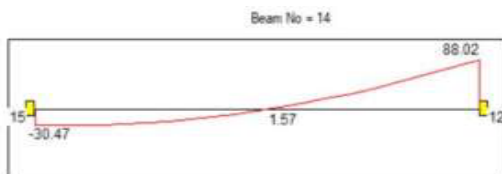
- Floor finish : 1.5 kN/m<sup>2</sup>
- Internal wall load : 2.7x0.15x20 = 8.1kN/m
- External wall load : 2.7x0.23x20 =12.42kN/m
- Parapet Wall : 1x0.15x20= 3kN/m
- *Live Load:*
- For typical floors : 3 kN/m<sup>2</sup>
- For top floor : 1.5 kN/m<sup>2</sup>

1) BEAM ( NUMBER-14)




Bending moment (static)

**Fig. No.2 Bending Moment of Beam Analysed by Staad Pro**



Bending moment (seismic)

**Fig. No.3 Bending Moment of Beam Analysed by Staad Pro**



Deflection (static)

**Fig. No.3.4 Bending Moment of Beam Analysed by Staad Pro**



Deflection (seismic)

**Fig. No.4 Bending Moment of Beam Analysed by Staad Pro**

**VI. CONCLUSION**

This experimental study is dispensed the final word load carrying capability of columns.

For Column: The amendment in moment in Z direction is sort of same however the amendment in moment in y-direction is extremely high just in case of unstable resolution. attributable to the upper moment, we've got to supply higher quantity of reinforcement. Crushing of column head and bases once masonry infill walls were ineffective attributable to giant openings, column heads were subjected to giant vertical and lateral unstable forces.

1. Crucial section in any structure is major space for the priority of unstable resolution and overhauling assessment.
2. The overhauling techniques ought to be applied in step with the present strength of the part of buildings and needed commonplace strength required as per the building codes.
3. The economy and price of the structure possess a crucial facet to counsel appropriate overhauling techniques.
4. Unstable Overhauling could be a appropriate technology for defense of a spread of structures.
5. Correct style Codes area unit required to be revealed as code of observe for professionals associated with this field.
6. The overhauling buildings at risk of earthquakes and shortly discuss regarding the various strategies of unstable overhauling.

**REFERENCES**

[1] Mangesh kumar R. Shendkar (2021) "Seismic Evaluation and Retrofit of Reinforced Concrete Buildings with Masonry Infills Based on Material Strain Limit Approach" Received 1 February 2021; Revised 12 March 2021; Accepted 24 March 2021; Published 7 April 2021 Volume 2021, Article ID 5536409, 15 page

[2] Sanjivan Mahadik and S. R. Bhagat (2020) "Earthquake Resisting Elements and Techniques in High Rise Buildings" International Journal of Innovative Technology and Exploring Engineering (IJITEE) ISSN: 2278-3075, Volume-9 Issue-3, January 2020

[3] Jay Prakash Pandit and Lelisa Nemo Nura, (2019) "Comparative Study of Structural Software Sap2000 and

Staad Pro”, International Journal of Engineering Science  
Volume 8 Issue 03 Series. IV March 2019 PP 37-43

- [4] Rahul P. Nimje, Badal Pazare<sup>2</sup>, Nikhil R. Mathurkar<sup>3</sup>,  
Girish Zade (2018) “Enhancing the Strength of Existing  
Building Using Retrofitting Techniques” International  
Conference on Emanations in Modern Engineering Science  
& Management (ICEMESM-2018) ISSN: 2395-1303  
<http://www.ijetjournal.org>
- [5] G.B.Ramesh kumar and A Gopi (2018) “Design and  
Analysis of G+10 Residential building With Different  
Building Materials Using Stadd Pro” International Journal of  
Pure and Applied Mathematics Volume 119 No. 17 2018,  
2989-2997 ISSN: 1314-3395 (on-line version).